

SW Excellence Inc.
Intelligence Behind Business

BOXI-R2 SuperAdmin Utility

ABOUT US

SW Excellence is an IT services firm that provides enterprise product development and consulting services. Our goal is to provide top-quality consulting services in Data Warehousing and Business Intelligence field where we are focused and committed to seeing our clients succeed.

Email:

contact@swexcellence.com



CENTRAL MANAGEMENT CONSOLE



- Using CMC, Administrators Can
 - Add one users at a time
 - Add add one user group at a time
 - Add one user to a user group at a time

- Using CMC, Administrators Can Not
 - Bulk load users or user groups
 - Add multiple users to group/groups at a time

- SuperAdmin Tool Overcomes These Limitations

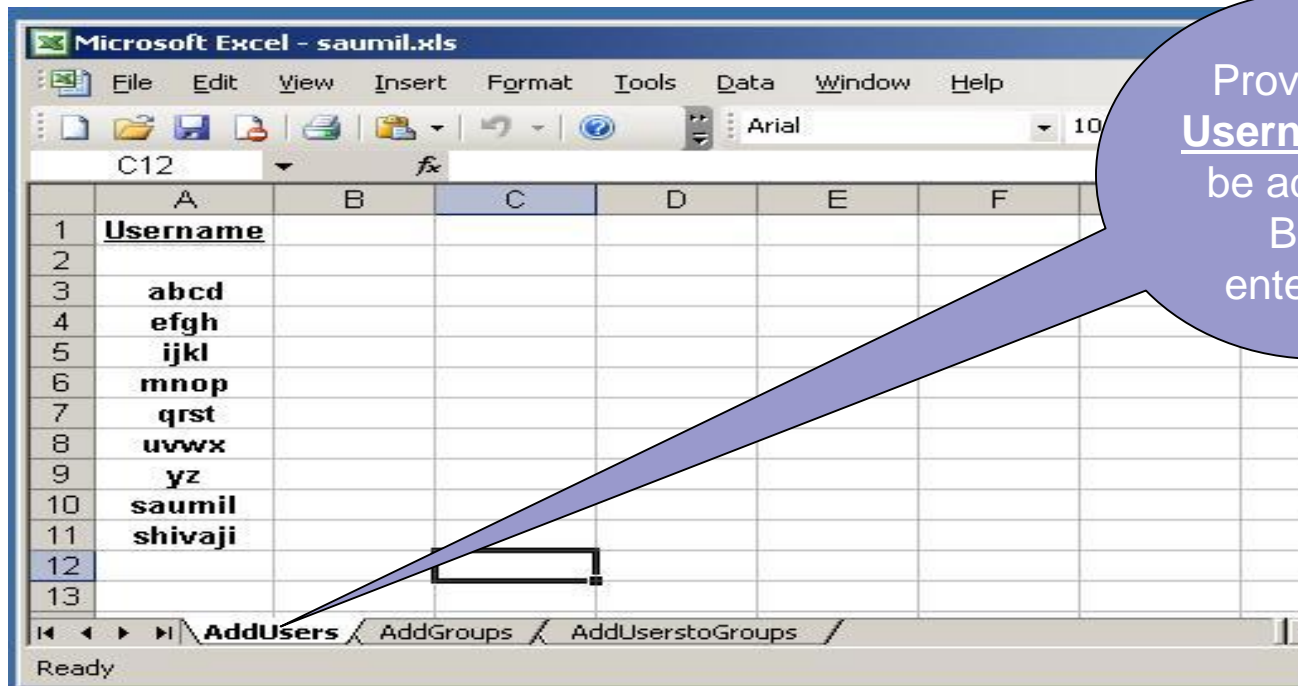
SuperAdmin ADVANTAGES



- With Just One Click
 - Add Unlimited Number of Users
 - Add Unlimited Number of Groups
 - Add Users to Multiple Groups
- Can Read Files For Inputs
 - CSV Files
 - Excel Files

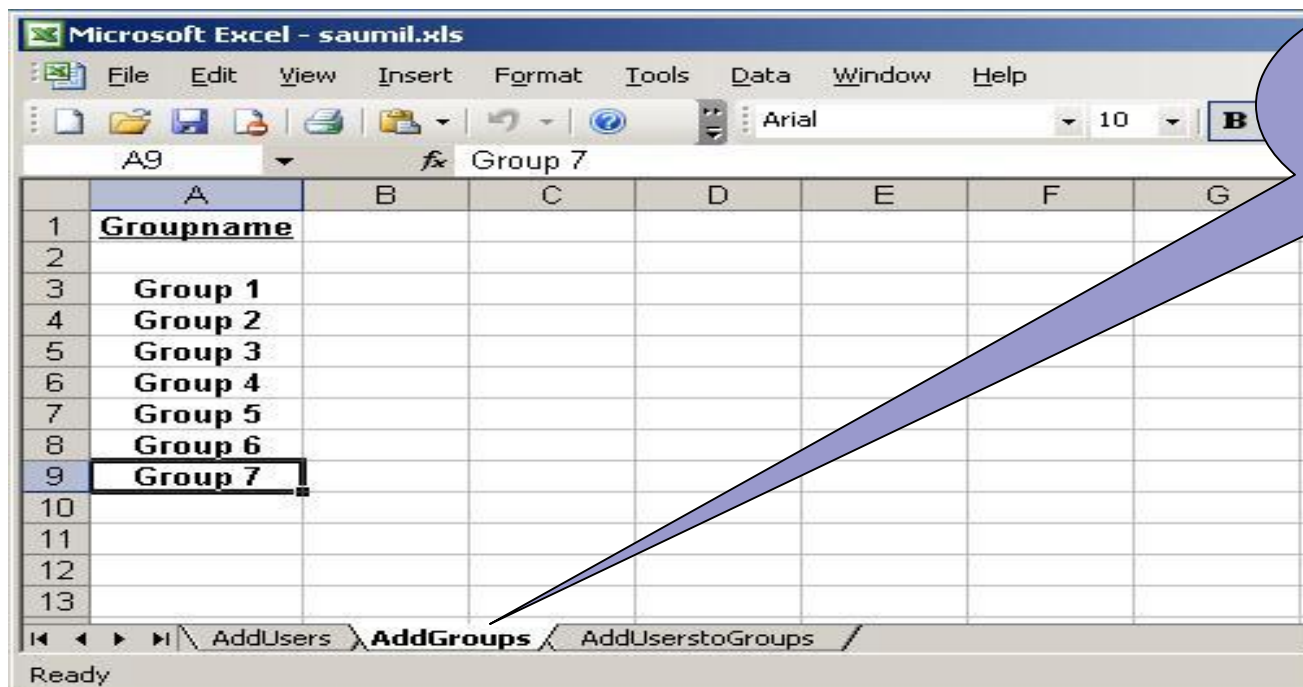
HOW IT WORKS

- Provide the file with list of users to be added to the BOXI enterprise.



HOW IT WORKS

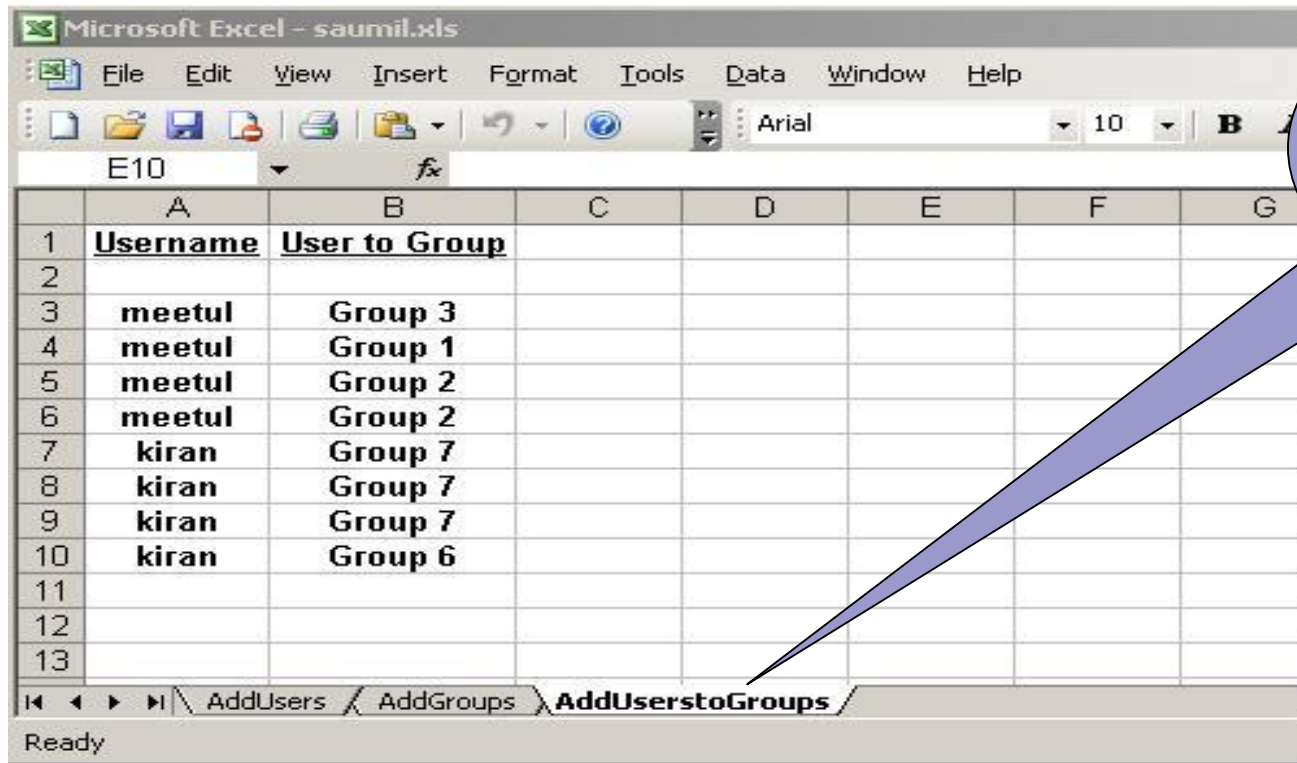
- Provide the utility with list of Groups to be added to BOXI enterprise.



Provide the Groups to be added to BOXI enterprise

HOW IT WORKS

- Provide the utility with list of users to be added to Groups in BOXI enterprise.




The screenshot shows a Microsoft Excel window titled 'Microsoft Excel - saumil.xls'. The spreadsheet has two columns: 'Username' and 'User to Group'. The data is as follows:

	A	B	C	D	E	F	G
1	Username	User to Group					
2							
3	meetul	Group 3					
4	meetul	Group 1					
5	meetul	Group 2					
6	meetul	Group 2					
7	kiran	Group 7					
8	kiran	Group 7					
9	kiran	Group 7					
10	kiran	Group 6					
11							
12							
13							

The spreadsheet is part of a workbook named 'AddUserstoGroups', which is the active sheet. Other sheets visible are 'AddUsers' and 'AddGroups'. The status bar at the bottom indicates 'Ready'.

Provide the Users to be added to Groups in BOXI enterprise

BO Enterprise SDK (Java Flavor)



- Web Applications Interacting with BOXI Allows:
- View and Schedule Reports
 - Crystal reports
 - Web Intelligence documents
 - Desktop Intelligence documents
- Perform Administrative Tasks
 - Add and Manage User and Groups
 - Add and Manage Folders, Categories
 - Add and Manage Calendar, Object Packages, Program objects
 - Add and Manage Servers and Server Groups
 - Add and Manage Publications and Profiles

CODE SNIPPET

```
workbook workbook = workbook.getworkbook(new File("c:/saumil.xls"));
sheet sheet = workbook.getsheet(0);
for (int i=0;i<sheet.getcolumn(0).length;i++)
{

    Cell a1 = sheet.getCell(0,i);
    String stringa1 = a1.getContents();

    String accountName = stringa1;
    String userName = "a";
    String description = "a";
    String sNamedUser = "1";
    String sPasswordNeverExpires = "on";
    String sMustChangePassword = "off";
    String sCannotChangePassword = "on";
    String password1 = "a";
    String confirmedPassword = "a";

    setPasswordOptions(infoStore, accountName, userName, description, sNamedUser, sPasswordNeverExpires, sMustChangePassword,
    sCannotChangePassword, password1, confirmedPassword);
}

sheet sheet1 = workbook.getsheet(1);
int GrpID=0;
int UsrID=0;

for (int i=0;i<sheet.getcolumn(0).length-1;i++)
{

    Cell a1 = sheet1.getCell(0,i);
    Cell a2 = sheet1.getCell(1,i);

    String stringa1 = a1.getContents();
    String stringa2 = a2.getContents();

    UsrID=getUsers1(infoStore,stringa1);
    GrpID= getAvailableGroups1(infoStore,stringa2 );

    out.println( UsrID + GrpID );
    out.println( " i = " + i + " GrpID = " + GrpID );
    out.println( " The Column length is : " + sheet.getcolumn(0).length );
    out.println( "The value of i is : " + i );
    addUserToGroup(infoStore,UsrID,GrpID);
}
```

Add users
based on inputs
from Excel

Customer Collaboration

We understand that there are further opportunities to extend the scope of this utility and as such we have combined with customers to look forward and go beyond. Such collaboration has led to the following enhancements:

- Provide more Admin tasks such as Delete , Update users
- Broader range of this utility by provide input form for data entry
- Broader range of this utility by providing mechanism to upload the data entry files to do remote entry
- Integrate this utility within Adminlaunch application under Administrative Tools
- Provide mechanism to read the data via consuming the Web Services
- We would love to hear more from the customers on this



CONTACT US



SW Excellence Inc.

**400 Rusert Drive SE,
Suite #131
Leesburg , VA 20175**

Phone : 703.880.6389

Fax: 703.953.2255

eFAx: 510.880.6380

contact@swexcellence.com

<http://www.swexcellence.com>